

AC512-02 AC Trigger Manual V1.0.1



AC512-02 AC Trigger



Receiver

I. Features

1. High sensitivity;
2. Remembering the loading current automatically, personalized design more convenient to operate;
3. Over-current protection function with built in protector tube, more safety;
4. Strong anti-interference ability and signal transmission ability;
5. SMT craft, moisture-proof handle.

II. Parameters

Model No.	Rated Voltage	Standby Power	Working Temp	Frequency	Transmit Power	Loading Power
AC512-02	220VAC 50Hz (Optional 120VAC 60Hz)	≤ 1W	-20°C~55°C	433.92MHz	≤ 10mW	≤ 1000W

⚠ Attention *Please obey below rules on the basic of effective electricity allowance*



✓ Do cut off power supply before connection



✓ Note Antistatic




✓ Make sure connect Earth wiring



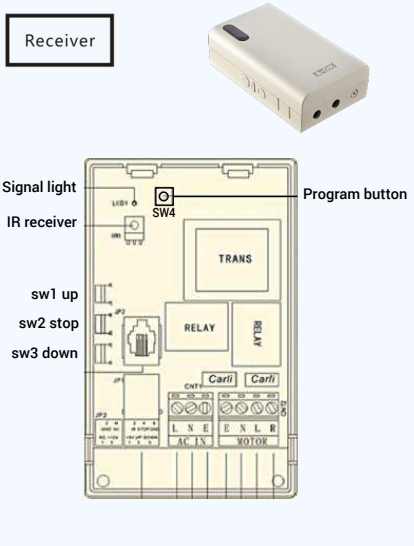
✓ Handle with care

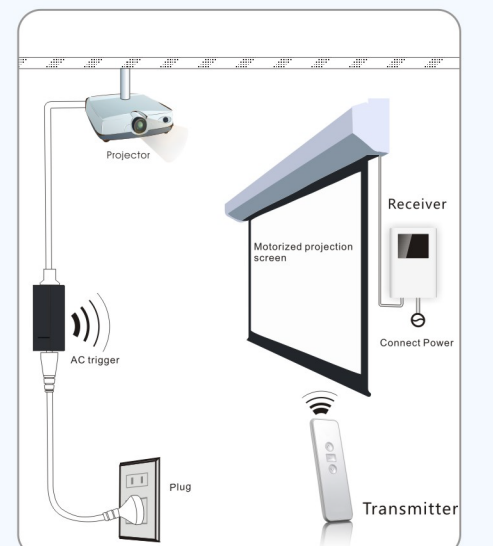
III. Connection and instruction



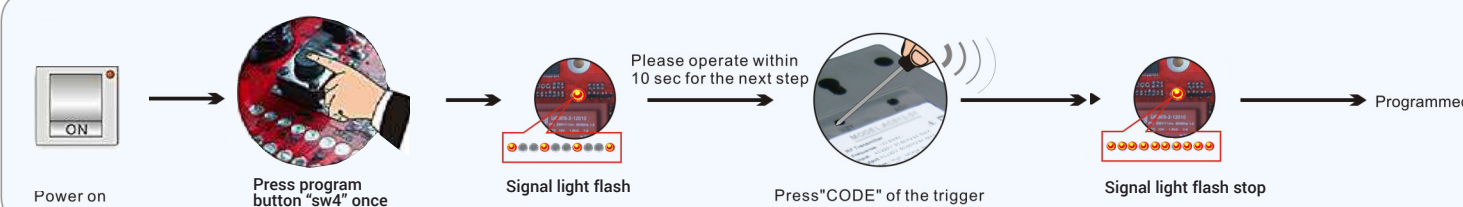
CODE :
For programming with the receiver

SET:
For setting the triggering current

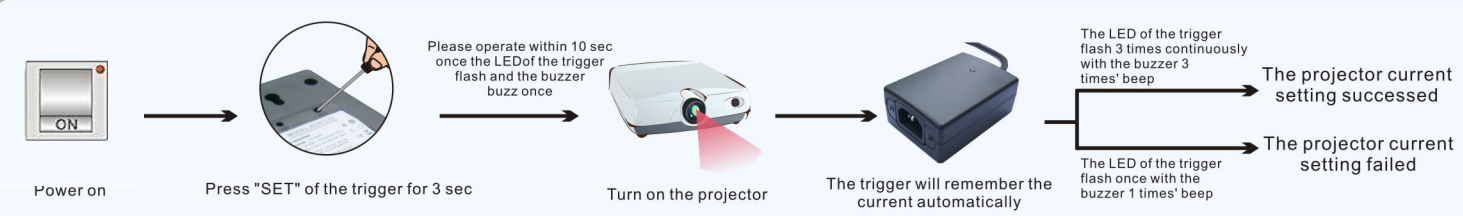




IV. CODEram



V. Current setting



Note: Turn on the projector, the projection screen goes down automatically, turn off the projector, the projection screen goes up automatically.