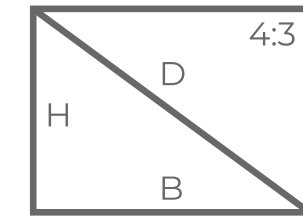
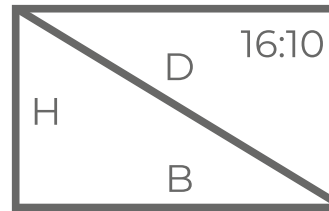


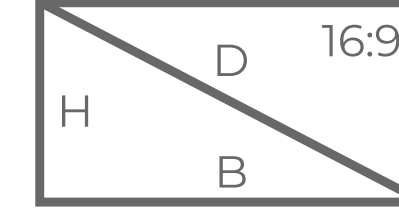
Encumbrance



Encumbrance



Encumbrance



B x H (cm)	D	B x H (cm)	D	B x H (cm)	D	L (cm)	kg	L (cm)	kg	L (cm)	kg
450 X 338	221"	450 X 281	209"	450 x 253	203"	474 x 362	52	474 x 305	47	474 x 277	51
500 x 375	246"	500 X 312	232"	500 x 281	226"	524 x 399	58	524 x 336	53	524 x 305	56
600 x 450	295"	600 X 375	278"	600 x 338	271"	624 x 474	71	624 x 399	64	624 x 362	71
700 X 525	344"	700 X 437	325"	700 x 394	316"	724 x 549	92	724 x 461	82	724 x 418	88
800 X 600	394"	800 X 500	371"	800 x 450	361"	824 x 624	110	824 x 524	96	824 x 474	103
900 X 675	443"	900 X 562	418"	900 x 506	406"	924 x 699	128	924 x 586	111	924 x 530	117
1000 X 750	492"	1000 X 625	464"	1000 x 562	452"	1024 x 774	145	1024 x 649	127	1024 x 586	132